

LOCAL POOL AND SPA INSPECTION

M 0430973020

E: info@localpoolandspainspection.com.au


ABN: 56 799 566 424

www.localpoolandspainspection.com.au



Pre-Inspection Checklist

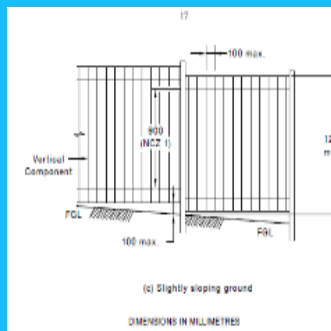

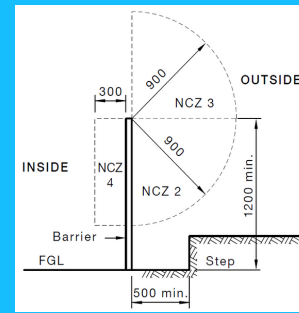
Use this as a pre inspection checklist. It will help you prepare for your booked in inspection and give you an idea on some of the safety points we check. If you have non-compliance issue, there is always a solution. Our team is here to help, speak to us about booking a pool inspection today.



Vertical gaps in fence less than 10cm

Gaps from base of fence to ground, less than 10cm

Pool Fence Height = 1.2M



Pool fence non-climbable zones (NCZ) are clear of any objects, furniture, trees, dense vegetation, horizontal rails, etc.

Nothing within 90cm on outside (trees, bar b ques, pots, steps, pergola, chairs) and 30cm on inside (garden bed, pots, trees) of the pool fence.

Boundary fence height = 1.8M, measured inside pool area only.

Any objects including pot plants must be minimum 50cm away from base of fence.

Boundary fence non-climbable zone, a 90cm quadrant, clear of trees, dense vegetation, no horizontal rails, indents or protrusions.

Gate Latch Height = 1.5M

Gate Height = 1.2M

Gate opens outwards, away from the pool area.

Gate must self-close and lock, test by holding open and releasing at different positions, even close to rest.

Horizontal Rails within fence

All horizontal rails should be 900mm apart

Any projections or indentations on the fence should be 900mm apart.